

Threads

Crazy Quilters of Federal Way

October 2020

find us online at [Crazy Quilters of Federal Way](http://CrazyQuiltersofFederalWay.com)
find us on Facebook [Crazy Quilters of Federal Way](https://www.facebook.com/CrazyQuiltersofFederalWay)

We meet at Christ Lutheran Church, 2501 SW 320th St, Federal Way. Social time 6:15pm; Meeting 6:30pm.

EXECUTIVE BOARD

President

-Kathy Wyckoff 206-966-3904

Vice President

-Janine Walker 253.941.4958

Secretary

-Xenia McGowan 253.503.9364

Treasurer

-Pam Elliott 253.941.9052

Membership & Newsletter

- Sharon Meeds 253.941.0224

COMMITTEE CHAIRS

Archives

-Sue Hopper 425.228.3919

Audit

- Diane Kellar 253.874.0537

Block of the Month

-Jill Ellis 253.927.1260

Community Service Quilt & Outreach

-Joan Bassen 206.504.4039

Cancer Quilt Angel

-Tina McCarter 253.737.8122

Email

- Sharon Meeds 253.941.0224

Hospitality

- Joan Bassen 206.504.4039

- Mary Ann Rankin 206.878.9501

Liaison with Christ Lutheran

- Tina McCarter 253.737.8122

Raffle Quilt 2020

-Jill Ellis 253.927.1260

Retreats

-Janine Walker 253.941.4958

Storage Unit

-Sharon Meeds 253.941.0224

-Susanna Gantt 253.431.5659

Sunshine

-Gail Woods 253.632.6722

Telephone

-Margaret Mortenson 253.630.3279

Webmaster

-Sue Hopper 425.228.3919

Mary's Place Quilts

-Sharon Meeds 253.941.0224

Red/White/Blue Quilts

-Cheryl Belcher 253.278.2576

Watch for email updates concerning meeting times and places

Dear Crazy Quilters,

Well Crazy Quilters went Virtual. Yes we had our first Virtual Crazy Quilters Meeting on Oct. 8th. A time to catch up, see familiar faces and enjoy each other. We had 16 join us for the meeting. A small group, however we are hopeful more of you will join us for our next meeting. Which will be ONCE A MONTH for the time being on the second Thursday of each month. So our next Zoom meeting will be Thursday November 12nd at 7pm please add this meeting to your calendar. Xenia will be our host and Sharon will send an email with the link to join the meeting, so watch for that.

If you have not done Zoom before Sharon sent a complete list of what to do and how to register for Zoom. Please see her Email from Oct. 2nd for that information.

During our meeting on the 8th we were privileged to see a quilt that Patty Buckingham did. Which I might say was nothing short of amazing, hopefully she will show that again for newcomers to our Zoom meeting. I have asked Patty to tell us how we can share our photo's on Zoom we'd love to see what you have been quilting and crafting. That information is in your newsletter.

Crazy Quilters also had our first Board Meeting. On Oct. 1st we met via Zoom: let me catch you up. We have several quilts to give to NW Medical Specialist Cancer Clinic and Xenia is coordination with them as to when and how to deliver them. Tina has been taking completed quilts home and washing them in non-fragrant soap and bagging them individually as required by the Cancer Center. We also have quilts for Mary's Place and are checking with them as to when they will accept donation. Sue Gantt has been taking quilts from the storage unit and quilting them for donation. Sue we thank you so much for all your work on getting these quilts ready.

If you have quilts to donate please contact Joan Bassen (community service quilts and community service block coordinator). Her contact information is in the Directory. (cont. on next page)

President's Message Continued.....

Each Month our newsletter will have a Block of the Month project for those of you who want to make them. These will not be given back to CQ but will be for your own enjoyment and use. Something new and something to keep us busy as our rainy weather comes back. This will be in place of the BOM that Jill Ellis was doing - we'll get back to those when we can meet in person.

We have not heard anything about our booth at the NW Craft, Sew and Quilt Festival in Nov. It was decided that we will NOT do a booth to sell tickets for this year's Raffle Quilt. **(It was cancelled)**

I might note that we do have TWO completed Raffle quilts. Since 2020 has been shut down by Covid we will not need to make any raffle quilts for a couple of years; we are set for 2021 and 2022.

Gail Woods is our Sunshine person so if you have had health issues and want to share or if there is someone we can send well wishes to please contact Gail. Her name, email and phone are in the Directory.

We are still not able to meet in person, the Church is not available for meetings so please join us via Zoom.

Just a quick note: Xenia shared with us a new pattern for a mask that helps with Foggy Glasses. It is called 'Reverse Fold Mask' and you can find that link if you keep reading your newsletter.

Pam gave a treasurer's report. We are good for now however we have no way to make money this year because we are not selling raffle tickets...we may have to start thinking about that. If you have any suggestions on fundraisers please contact me. Many thanks.

I look forward to seeing you all at our next Zoom meeting. It will be a show and tell meeting and since I did the business meeting on this message we will have a very limited business meeting if any before we start show and tell.

REMEMBER: when on a Zoom meeting we cannot all talk at the same time. So if you have something to share please wave your hand so we can go to you. (If you have to call in, please just say my name if you have something you want to say/share. Don't just keep speaking.) We are hoping more people will come to the Zoom meeting but if everyone talks at the same time this format will be confusing. Even a short comment interrupts the visual and voice transmission.

I wish you all well and good health,

Kathy

Treasurer's Report - Pam Elliott



Checking =	\$2,769.74	(beginning balance on 6/30)
July in	\$ 495.52	(membership & interest)
Aug in	\$ 30.93	(membership & interest)
Aug. out	\$ 2,408.00	(storage)
Ending bal	\$ 887.29	
Saving =	\$ 2,528.41	

Our current September expense is our website; \$158.40

We will have to move some from savings soon. Without raffle quilt and retreat revenue, we will be in bad shape. Although the retreat deposits and church rental will carry forward.

If you have receipts for reimbursement, mail them to Pam, and she process it and mail you a check

Members— no updates for this month



Block of the Month



Several people asked for directions for the Whirlwind Block....here ya go. It is at the very end of the newsletter, right after our Zoom meeting information.

You just need to remember that ½ of the square you cut doesn't get used to make the Whirlwind -- keep it, toss it (I sewed mine together & made another entire quilt with embroidery in the "white" spot)



November Birthdays

Please join us in wishing our November birthday quilters a very Happy Birthday!

Connie Mayor	13	Vick Mackey	23
Mary Ann Rankin	19	Beth Tays	26

Crazy Quilters – Mark your calendar for these great happenings!

We meet at Christ Lutheran Church, 2501 SW 320th St, Federal Way. Social time 6:15pm; Meeting 6:30pm.

Nov 12	7pm - Guild meeting via Zoom
Nov 19-21	NW Quilt/Sew/Craft Festival — it's actually going to happen! cancelled
Nov 26	Happy Thanksgiving!
Dec 10	7pm - Christmas Party & Show 'n Tell
January 7	7pm - Guild meeting via Zoom
February 11	7pm - Guild meeting via Zoom

Don't be silly doctor!
This is a "fabric stash",
not a "Hoarding
Disorder".



A reminder for all of us!

This is a great time to make yourself a new name tag -- you could make it into a mask!!

Speaking of masks (I know, I'm kinda tired of them too) Xenia found a great one called the "Reverse Fold Mask" and it allows you to have one that doesn't require the metal (or pipe cleaner) nose piece AND helps keep your glasses from fogging up! There are 2 YouTubes that I watched at Xenia's suggestion - one is almost like the masks most of us have been making: see it by [clicking here](#) This one begins its life as a circle but still has the 'no fog' fold: [click here](#)

Click here for our [name-tag](#) (click the link).

Sunshine and More



We know when your birthday is.....BUT we don't know when you have surgery or when your really ill or when things just "go south" and you need a little love.

We'd love to 'shower you with love and hugs', but you (or you significant other or kids) need to let one of the Board Members know what's going on.



Please remember to reach out and contact our Sunshine Chair, Gail Woods!

Retreats - Janine Walker

Because of the Coronavirus, the October and November - and probably January - retreats have been cancelled. Gwinwood is only hosting groups that live together, and outside activities. And no, a tent and extension cord won't make the grade. Watch for updates here.

Contact Janine at 253-941-4958 or 206-242-8335 (text also) if you have questions.



Places to Go . . . Quilts to See = Road Trip!



This website has lots of quilt shows listed AND right now a lot of them that are up-coming have no dates. You are welcome to check it out for yourself: [Quilt Shows in Washington](#) or [Quilt Shop Navigator](#)

Please check online to see if the show is going on – Shows are canceled/postponed.

Nov. 12, 7pm debut - Clark County Quilters **45th Annual Quiltfest NW** to a **VIRTUAL** format for 2020! The VIRTUAL Polka Dots & Spots on the show website at www.quiltfestnw.org, and remain online indefinitely. Viewer's Choice voting will be open through December 31, 2020. Show favorites will be included: spectacular quilts by members, special exhibits, the display of challenge quilts, and 2020 quilts created by members during the past months of COVID19 precautions. Enjoy the show from your own home! More information [here](#)

~~Nov. 19-21:~~ **NW Quilt, Craft and Sewing Festival** **CANCELLED**

NEW DATES: February 6-7 2021 – [Quilt Luminarium](#) by Ricky Tims. This is a comprehensive quilt symposium. Held at the Embassy Suites, 20610 44th Ave W, Lynnwood, Wa;

Year Round – Kittitas County Barn Quilt Trail: a self-guided driving tour that celebrated the art of the American quilt and the strong, resourceful women who created them. More information at [Barn Quilts](#)

These are some of the Novelty Quilts we've received..

our participants were:

Bobbie Mowery	Tina McCarter	Eileen Peecher	Joan Bassen	Laura Coy
Mary Ann Rankin	Kathy Wyckoff	Karen Reynolds	Maddie Hall	Susanna Gantt
Frances Painter	Cheryl Belcher	Carol Berge	Sharon Meeds	



How's your novelty quilt doing? You can make arrangements to drop it off at Sharon Meeds' house or call and we can do a drive-by to pick it up! We are 5 short on what was given out....

an American theme

Zoom information (some repeat, some new)

There are some things to do first.

If you've not been on any Zoom meetings, you need to download the free Zoom to your computer or your smartphone. There is the option to call in, but then we won't see your lovely face. So go here: <https://zoom.us/> and sign-up for the free account. It's quick and easy.

On Thursday, be ready to sign in at about 6:55ish or so. Xeina is our "host" for the meeting.

There are a few etiquette things.

1. If we all talk at the same time, nobody will hear. If you want to talk raise your hand (or a piece of fabric or something) and make sure you are in front of your camera (I sometimes forget & am waving off to the side) or USE THE 'RAISE YOUR HAND' ICON AT THE BOTTOM
2. Wear clothing - sometimes people have been known to not have their pants on, then forget & get up (kinda like the TV commercials). We don't care what you're wearing, just be covered.
3. If you are not using your phone - turn the sound off; listening to people's phones ring isn't fun.

Once you are on Zoom, down in the lower left-hand corner, there is a camera and a microphone. The camera needs to be on (you can also do that when you join the meeting) so we can see you. The microphone can be clicked on and it will mute you/turn you on. I always mute mine when it's on the hour, because everybody doesn't need to hear my cuckoo clock - it's annoying.

There's also, about center just over from the camera/microphone, a "chat box" thing. You can send messages to all (especially if you want to tag or share something) or you can direct messages to individuals. Make sure you pay attention to which is which. We all have the ability to have the "chat" showing up as a side-bar.

This is our first attempt to do this and share our Show and Tell. There may be glitches (sometimes my internet gets interrupted <grrrr>) but it should put you back in if you wait; if not, go out and follow the link back into the meeting.

So, Thursday, Nov. 12, 7pm is the time; your computer (or smartphone - which can have the app and be used just like your computer, complete with picture!) is the place.

NOW, on to sharing your creations at our meeting.....

1. YOU need to have your pictures of your show/tell in a file on your computer so that you can share them.
2. Host should enable "Share Screen for all Participants" (if Host is unable to, such as what occurred at our guild mtg., Host can make you/Participant a Co-Host so you can Share Screen).
3. open your File containing your photo(s),
4. click on the Photo(s) you want to share (if it's more than 1 photo: click on a photo, then hold the 'command' key while clicking on additional photos you want; then click 'open');
5. you should see your Photo(s) on your desktop);
6. when you're called on, be ready to share by clicking on the green "Share Screen" link at the bottom center of your Zoom screen (I have a MacBook Pro; it could be different for iPad, etc.)
7. you Photos should appear, along with other items on your desktop;

8. click on the Photo(s) that you want to share (or there may be another "Share Screen" link to click, on the same page as the Photos appear which will allow your Photo(s) to appear on Share Screen (I'm sorry, I don't recall);
9. your Photo(s) should appear on your screen for all to view;
10. there's a 'Quit Share Screen" (or something like that) when you want to stop sharing your screen or Host can close your 'Share Screen'.

Here's the Zoom-support link for additional info. for sharing on Share Screen:

<https://support.zoom.us/hc/en-us/articles/201362153-Sharing-your-screen-content-or-second-camera>

You will receive an email, just as you would for a reminder for the meetings. It will have the information for logging into the meeting. Unless there is a change, there is no requirement (as with some places) for a password to enter, just follow the link.


I would suggest you put it on your calendar (I use google calendar) and have it send you a reminder notice shortly before the meeting so that you don't forget to 'attend'! It was so nice to see all the faces of our friends!

Whirlwind Quilt Block ---

What follows is the example ONLY.

However - please use a white (or off-white, but not beige) as your 4-inch strip....that will give each block everybody makes a little bit of consistency.

Please note the way to cut the 7-inch blocks...and your 9-inch square can be either 4 halves of a 28-in strip set or 4 different 7-inch squares....but make sure you use the correct half of that half-square to make your whirlwind block.



The "more white" half of your block can become another, entirely different quilt!

Square up your block at 9-inches.

Lay the 45-degree angle line corner to corner on your center seam to square up your block

this block is from Cuppa Tea Quilting, Priest River, Id


Whirlwind Quilt Block

This is an example - use colors of your choice

Made from one strip set!

- Materials:
- 1- 4" wof strip (white)
 - 1- 1.5" wof strip (~~red~~)
 - 1- 1.5" wof strip (~~cream~~)
 - 1- 1.5" wof strip (~~blue~~)

Sew all strips together as shown.



the only reason this says "red" is for the example layout

Measure the width of the strip set you just made. Mine was 7" wide - so cut 4 squares that are 7" wide.

Cut those once on the diagonal.

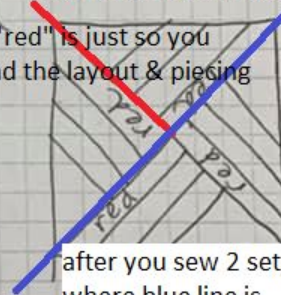


sew two pieces together first

the color "red" is just so you understand the layout & piecing

Arrange so red strips point to the center. sew together

Trim to 9"



after you sew 2 set, sew where blue line is